

Investors' Presentation Q2 FY'19

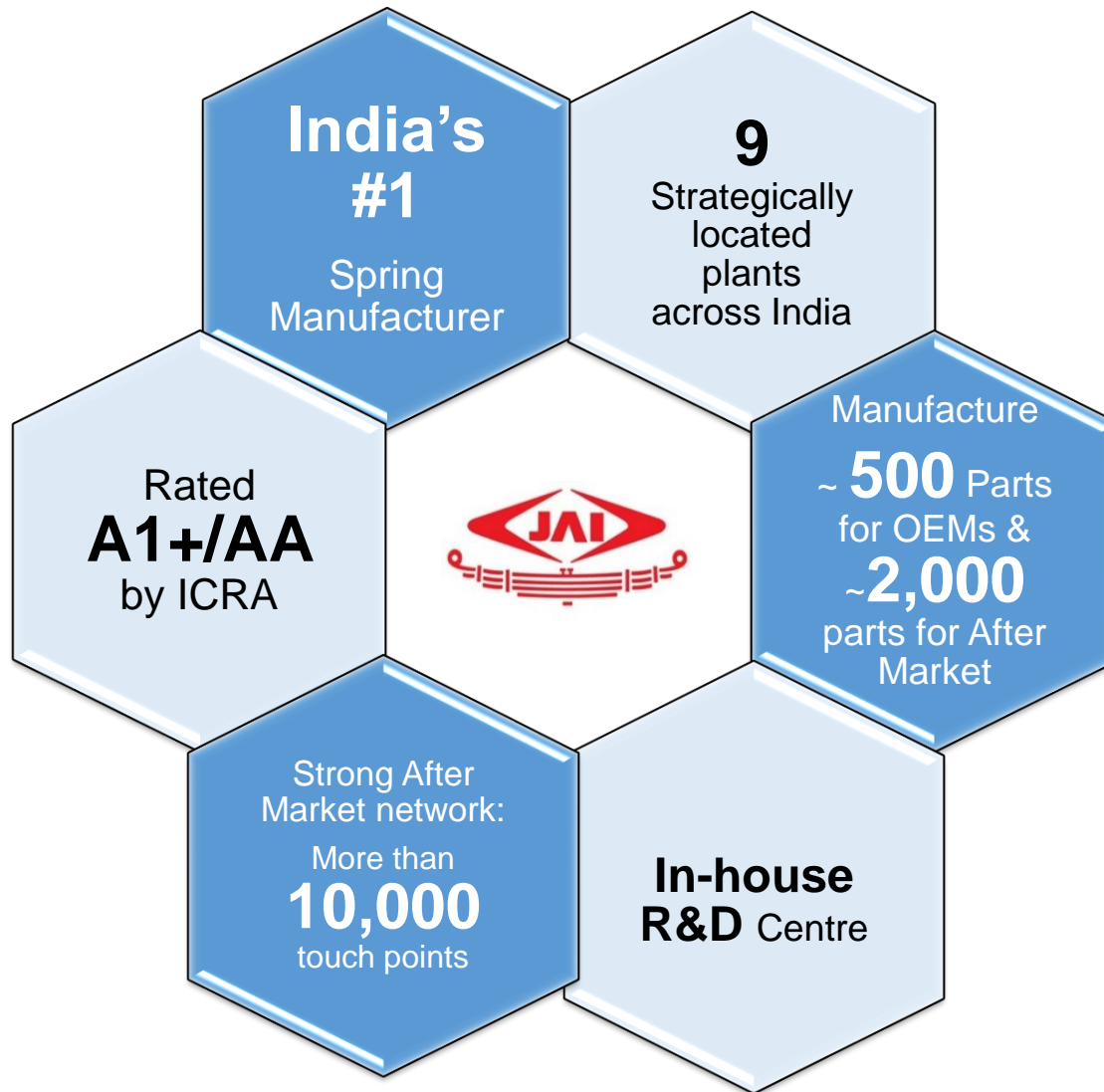


Future Ready for Growth...



Company Overview

JAI TODAY



Jamna Auto Industries Limited is referred to as "JAI" hereafter

JAI's Transformational Journey

	FY 2014	FY 2018
Locations	5	9
Capacity	180,000 MTPA*	240,000 MTPA*
Products	Conventional Leaf Spring Parabolic Spring Lift Axle	Conventional Leaf Spring Parabolic Spring Lift Axle Air Suspension
Revenue	₹833 crore	₹1,738 crore
Market Capitalization	₹350 crore	₹3,500 crore
ROCE	12%	51%
Dividend	33%	33%

* MTPA refers to Metric Tons per Annum

JAI's Corporate Strategy : Growth and Diversification

Expand Locations

Manufacturing Plants

- Yamuna Nagar
- Malanpur
- Chennai 1- Leaf Spring
- Chennai 2- Suspension
- Jamshedpur
- Pune
- Hosur

Assembly Plants

- Lucknow*
- Pant Nagar*

Upcoming Plants

- Indore
- Adityapur*

*Under subsidiaries of Jamna

Diversify Products

Existing Products

- Leaf Spring
- Parabolic Spring
- Lift Axle
- Air Suspension

Products in the pipeline

- Stabilizer Bar
- U Bolt
- Z Springs
- Trailer Suspension

De-risk Markets

Existing Markets

- OE India
- AM India
- AM Exports
- OE Exports

Key Strengths

Team of expert, innovative, self driven people

Best in class manufacturing facilities

Largest Supplier to Tata, Leyland & Daimler

Prudent financial management policies

JAI's Corporate Strategy : Lakshya

Operational Goals

Financial Goals

GOALS

Product De-risking

Diversifying Markets

Maximizing Returns

Value Creation

33%

Revenue from
New Products

33%

Revenue from
New Market

33%

ROCE

33%

Dividend
Payout

ACHIEVED
FY'18

37%

Revenue from
New Products

15%

Revenue from
New Market

51%

ROCE

33%

Dividend*
Payout

**8th consecutive year of dividend payout; declared 33% interim dividend in FY'19.*

JAI's Product Portfolio

Existing Products


1) Conventional Leaf Spring



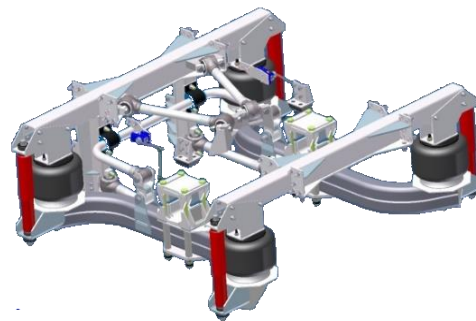
2) Parabolic Leaf Spring



3) Lift Axle



4) Air Suspension



Upcoming Products

Stabilizer Bar




U Bolt



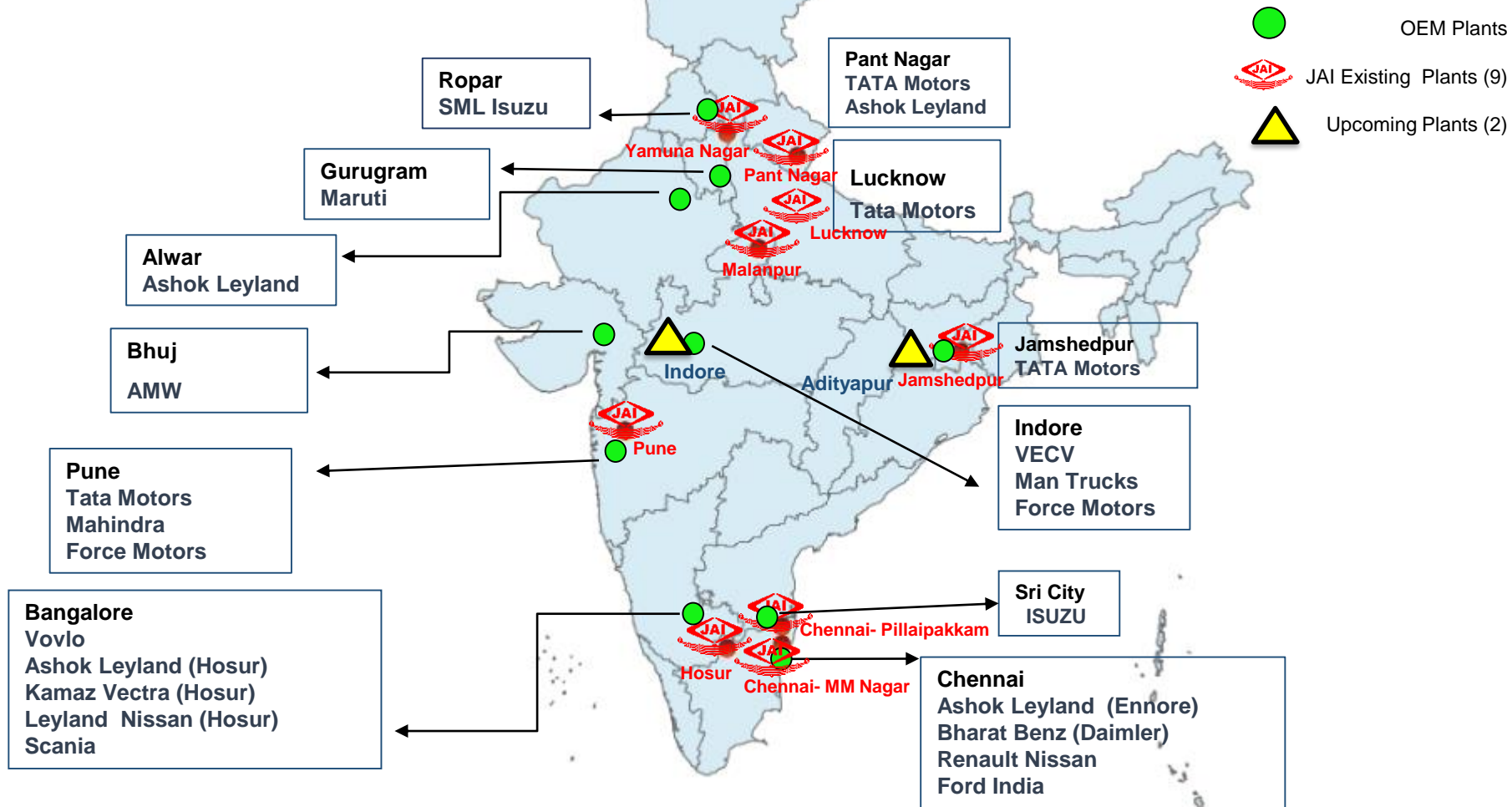
Z Spring



Trailer Suspension



JAI's Plants: Strategically located across CV hubs



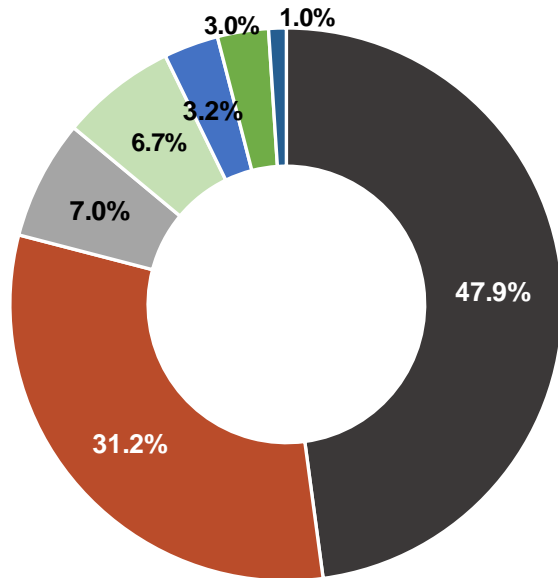
Map Source: as available on www.surveyofindia.gov.in dated 17.02.2017
The Map is for illustrative purpose only

JAI's OEM Customers



Shareholding Pattern as on Sept 30, 2018

As on 30th September 2018



- Promoters
- Mutual Funds
- Bodies Corporate
- Individuals
- Foreign Portfolio Investors
- Financial Institutions & Others Banks / Others

Category	No of shares	In %
Promoters	190,773,150	47.9
Individuals	124,196,293	31.2
Mutual Funds	27,850,475	7.0
FPIs & Others	26,886,850	6.7
Bodies Corporate	12,760,188	3.2
Financial Institutions & Others	11,884,624	3.0
NRIs	4,112,305	1.0
Total	398,463,885	100

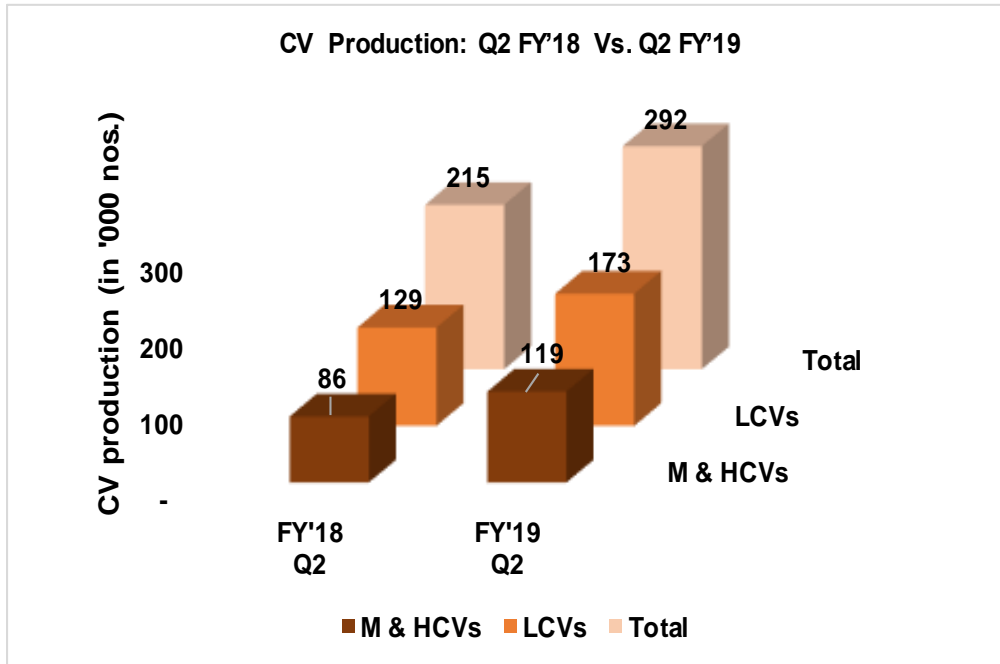
Industry Highlights



Industry Highlights

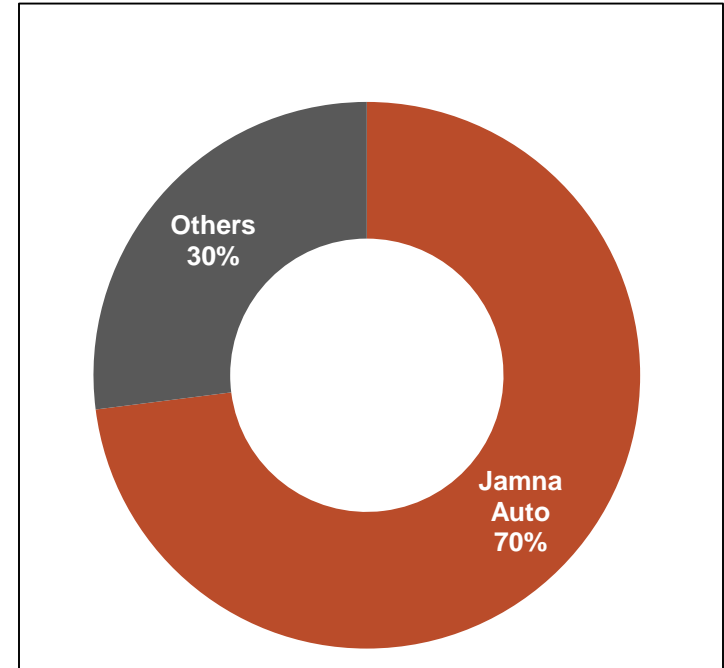
Strong quarter for the CV

- Total CV production grew by 36% YoY
- M&HCV production saw a jump of 38% YoY



Data Source- SIAM + Internal

Market Share-OEM India



Data Source- Internal

Shift in Global Leaf Spring Market

1980's

Leaf Spring Manufacturer	Base Country	Capacity
NHK Spring Co. Ltd	Japan	200,000
Delphi	USA	100,000
Eaton/Oxford	Canada	100,000
Krupp	Germany	40,000
Hendrickson	USA	40,000
DSP	USA	40,000
Rejna	Europe	40,000
Hoesh	Germany	30,000
Sarfedern	Germany	20,000
Johns Woodhead	UK	10,000

Current

Leaf Spring Manufacturer	Base Country	Capacity
Rassini	Mexico	250,000
Jamna Auto Industries Ltd.	India	240,000
Hendrickson	Canada & Mexico	216,000
NHK Springs Co. Ltd.	Japan & Thailand	150,000
Dong Feng	China	105,000
FAW	China	100,000
MBHA	Spain	60,000
Olgen	Turkey	40,000
LPDN	Europe	26,500

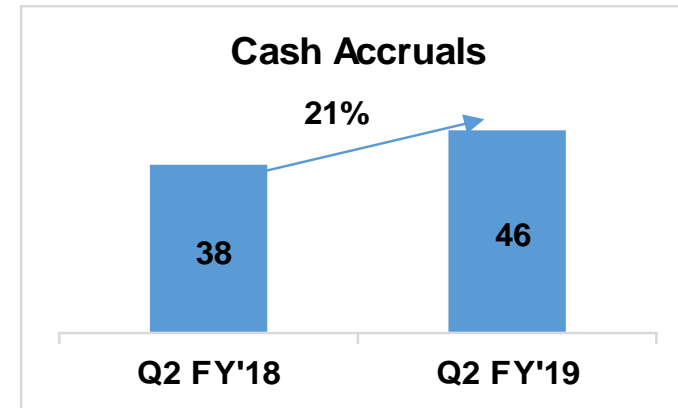
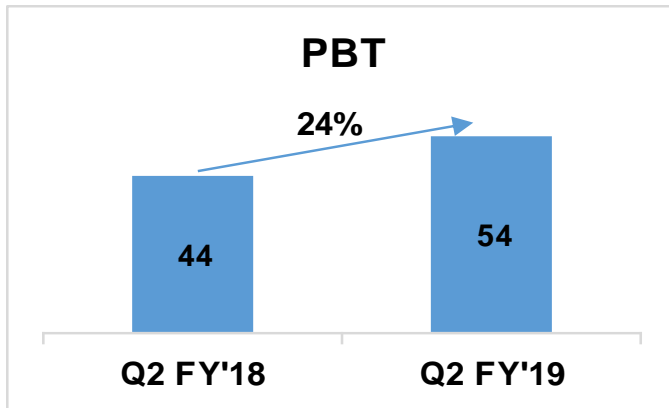
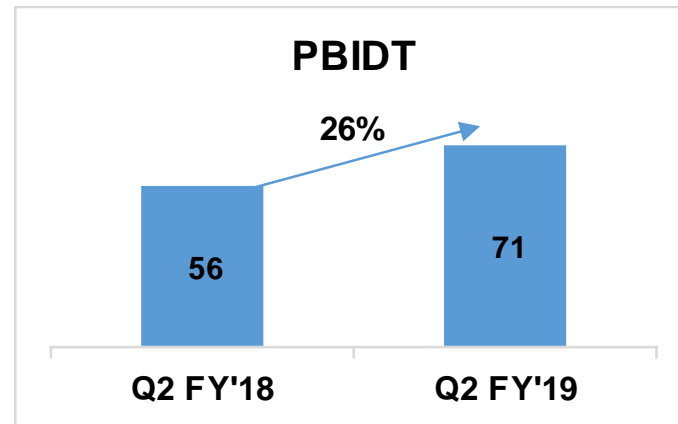
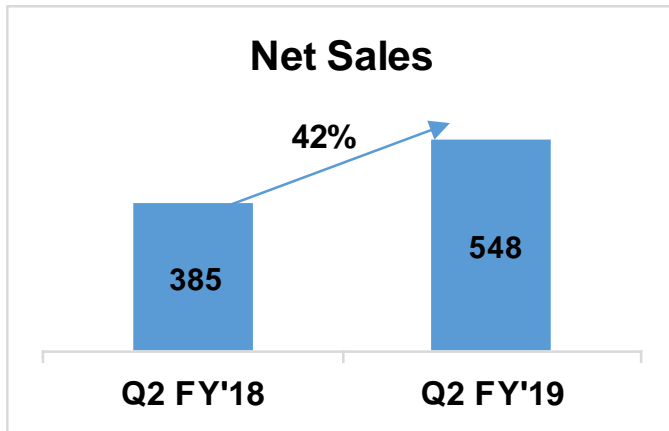
Capacity in Tons per Annum

Financial Updates



Key Financial Trend : Q2 FY'18 Vs. Q2 FY'19

All Figures in Rupees Crore



Cash Accruals: PAT+ Depreciation

Financial Results – Q2 FY'19

All Figures in Rupees Crore

Particulars	2017-18	2018-19	2017-18	2018-19	% Growth	% Growth
	12M	Q2	Q2	Q1	Q2 FY'19 Vs Q2 FY'18	Q2 FY'19 Vs Q1 FY'19
Net Sales	1,738.1	548.4	385.0	562.2	42.4%	-2.5%
PBIDT	245.7	71.2	56.3	78.6	26.3%	-9.4%
Operating Margin	204.3	60.7	47.9	67.0	26.7%	-9.5%
PBT	186.1	54.4	43.7	61.3	24.6%	-11.2%
PAT	125.3	35.5	29.4	40.0	20.6%	-11.2%
Cash Accruals	166.7	46.0	37.9	51.6	21.4%	-10.8%
PBIDT Margin (%)	14.1%	13.0%	14.6%	14.0%	-1.7%	-1.0%
Operating Margin (%)	11.8%	11.1%	12.4%	11.9%	-1.4%	-0.9%
PBT (%)	10.7%	9.9%	11.3%	10.9%	-1.4%	-1.0%
PAT (%)	7.2%	6.5%	7.6%	7.1%	-1.2%	-0.6%
Cash Accruals (%)	9.6%	8.4%	9.8%	9.2%	-1.5%	-0.8%

Cash Accruals: PAT+ Depreciation

Contributing to Society



Renovated and re-inaugurated the primary block of Govt. school, Karinulum, Chennai.



Set up **Jamna Archery Academy** in rural area of Jamshedpur to train youngsters.



Collaborated with NIIT Foundation for assessment & certification of computer course-300 trainees targeted in **Delhi & Gurgaon**.



Gifted TVs sets and wheelchairs to ex-army personals in "**Paraplegic Rehabilitation Centre, Pune**."



Distributed 200 indoor plants among employees & beneficiaries in **Delhi**.

Other Achievements made in Q2 FY'19:

Environment: Ensured waste management in **District Prison Gurgaon, Govt. Polytechnic College & Govt. schools in Yamuna Nagar** by installing dustbins.

Education: Organized Summer Camp-2018 in **Delhi** to make youngsters and women trained in short term courses like music and dance, art & craft and self-defense training. More than 30 trainees completed and certified.

Sports: Sponsored 10 wrestlers and 3 star sports person in Olympic Games.

Community Outreach: Ensured to maintain law and order in **Yamuna Nagar** city in collaboration with District administration by installing CCTV cameras at crime prone areas.

Forward Looking Statement

This presentation is made to enable investors to comprehend our prospects and take informed investment decisions. This presentation may contain certain forward looking statements within the meaning of applicable laws and regulations. We cannot guarantee that these forward-looking statements will be realized, although we believe we have been prudent in assumptions. The achievement of results is subject to risks, uncertainties and even inaccurate assumptions. Should known or unknown risks or uncertainties materialize, or should underlying assumptions prove inaccurate, actual results could vary materially from those anticipated, estimated or projected. Readers should bear this in mind. We undertake no obligation to publicly update any forward-looking statements, whether as a result of new information, future events or otherwise.

Thank You